

EASY VALVE

Quick Start Manual



1. Switch heat on
(takes 3-5 min.)



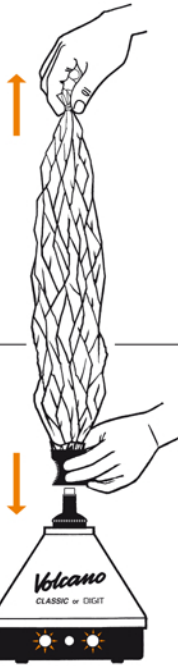
2. Choose temperature



3. Remove filling chamber cap



4. Grind substance



5. Fill filling chamber



6. Screw on filling chamber cap



7. Preheat substance
if control lamp is off



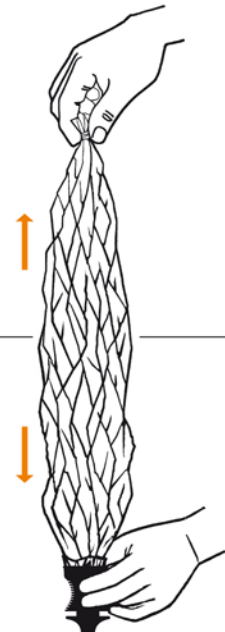
8. Before putting valve balloon
on filling chamber, pull it tight



9. Watch vapor density



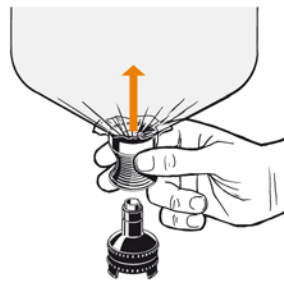
10. Remove full
balloon unit



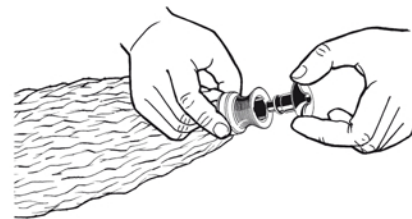
14. Empty the valve balloon
completely by pulling
it tight



11. Beware of hot surface!
Never leave filling chamber on
VOLCANO



12. Detach valve balloon
from filling chamber



13. Attach mouthpiece
to valve balloon

The Instructions for Use of the VOLCANO Vaporization System are mandatory.