

# EASY VALVE

## Quick Start Manual



1. Switch heat on  
(takes 3-5 min.)



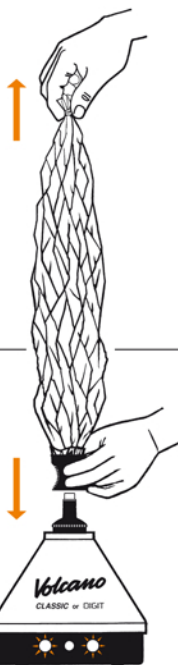
2. Choose temperature



3. Remove filling chamber cap



4. Grind substance



5. Fill filling chamber



6. Screw on filling chamber cap



7. Preheat substance  
if control lamp is off



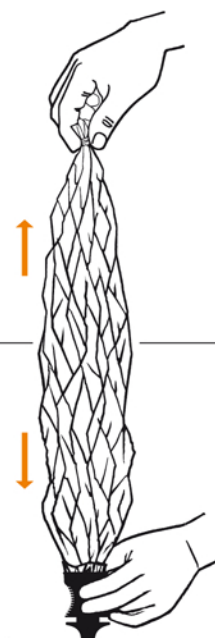
8. Before putting valve balloon  
on filling chamber, pull it tight



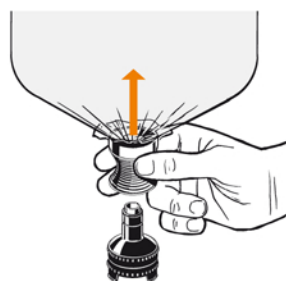
9. Watch vapor density



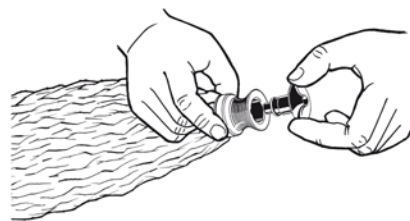
10. Remove full  
balloon unit



11. **Beware of hot surface!**  
Never leave filling chamber on  
**VOLCANO**



12. Detach valve balloon  
from filling chamber



13. Attach mouthpiece  
to valve balloon

14. Empty the valve balloon  
completely by pulling  
it tight

The Instructions for Use of the **VOLCANO** Vaporization System are mandatory.